

CS/18/28

Devon Education and Learning

Education and Learning Performance Report Quarter 1 - 2018/19

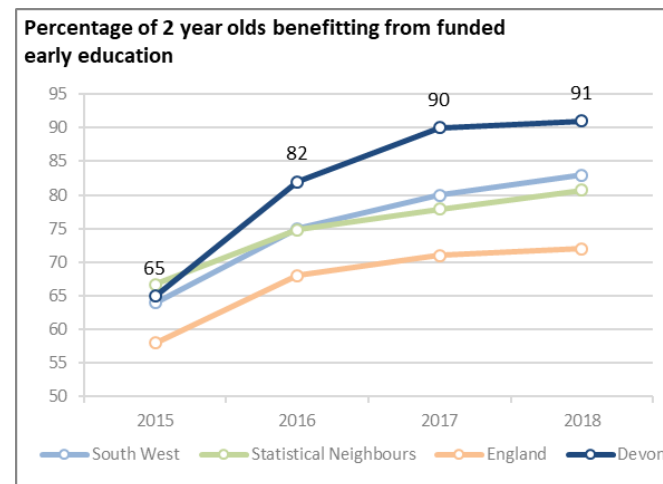
Discussion Brief

Please note initial information on this year's academic results will be provided at the scrutiny meeting.

1 Closing The Gap Early Years

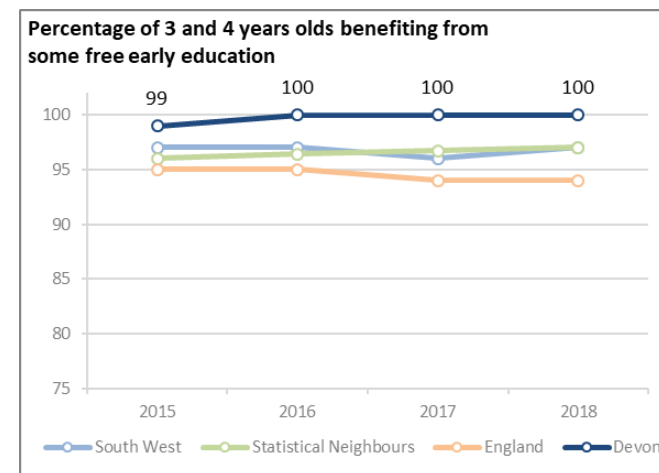
Review of Early Years Funding for 2 year olds

Recently published national information indicates that there has been a slight increase in the percentage of 2 year olds benefitting from early years funded places in Devon (91% compared to 90% in 2017). Devon is performing significantly better than nationally (72%) and is in the top performing quartile (ranked 20th of all Local Authorities).



Review of Early Years Funding for 3 and 4 year olds

The percentage of three and four year olds benefitting from early years funded places continues to be high. Devon is performing significantly better than both the national (94%) and regional (97%) averages. Devon is in the top performing quartile and is ranked 18th of all Local Authorities.



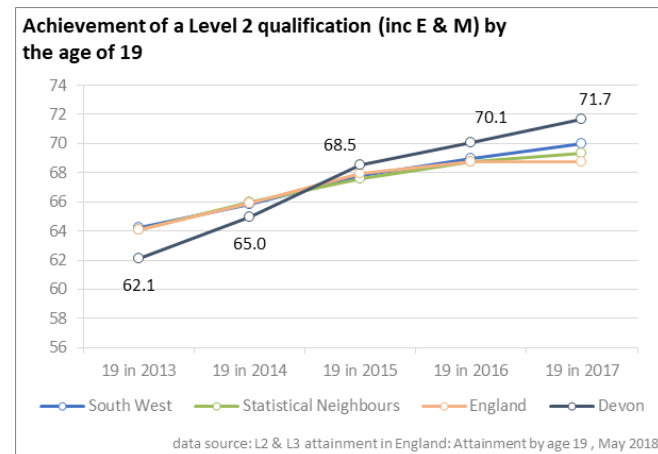
Data source: DfE Provision for children under 5 years of age in England: January 2018, published 28/06/18

1 Closing The Gap Level 2 at aged 19 years 2016/17

National comparative data has just been published for the 2016/17 academic year and so an update is provided below.

Attainment of Level 2 qualifications by those aged 19

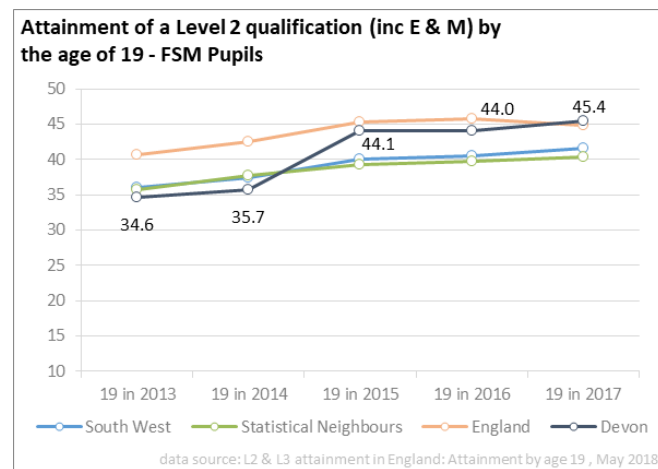
Devon is continuing its upward trend in the percentage of 19 year olds qualified to Level 2 including English and Maths. Devon is performing significantly better than nationally (71.7% compared to 68.8%) and regionally (70%).



Level 2 qualifications by those aged 19 – FSM cohorts

The performance of Free School Meal pupils has improved in the last year with 45.4% of 19 year olds qualified to Level 2. Devon is performing significantly better than regionally (41.6%) and slightly better than nationally (44.8%).

The attainment gap for Devon's FSM pupils remains stable at 29%. Whilst Devon's attainment gap is slightly wider than nationally (28%) it is narrower than regionally (31.6%).

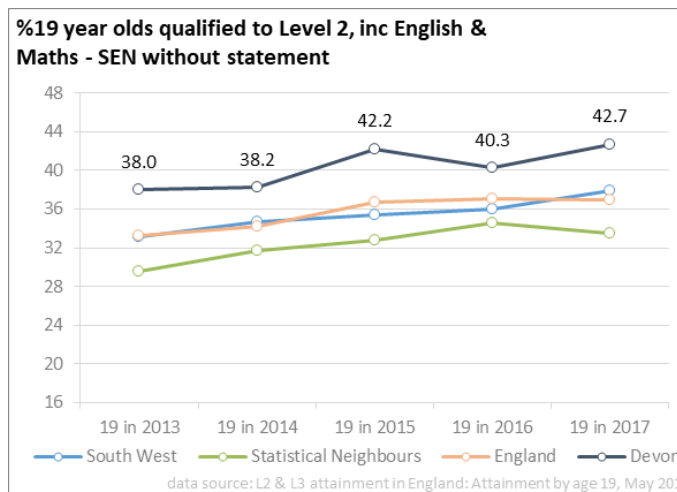
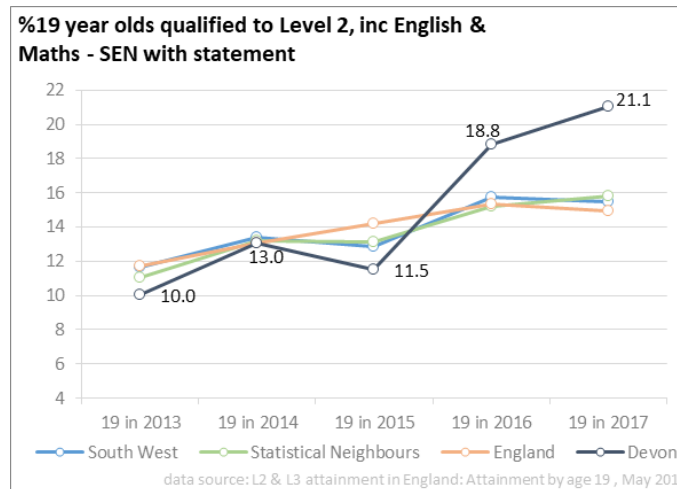


1 Closing The Gap Level 2 at aged 19 years 2016/17

Level 2 qualifications by those aged 19 - SEN Cohorts

The percentage of 19 year olds with SEN statements qualified to Level 2 (inc. English & Maths) continues to improve, with 21.1% qualified in 2017 compared to 18.8% previously. Devon young people perform significantly better than nationally and regionally (14.9% and 15.5% respectively).

The percentage of 19 year olds with SEN but without a statement qualified to Level 2 has also improved. 42.7% qualified to Level 2 in 2017 compared to 40.3% in 2016. Devon continues to perform significantly better than the national picture (37%).



2 Inclusion SEND

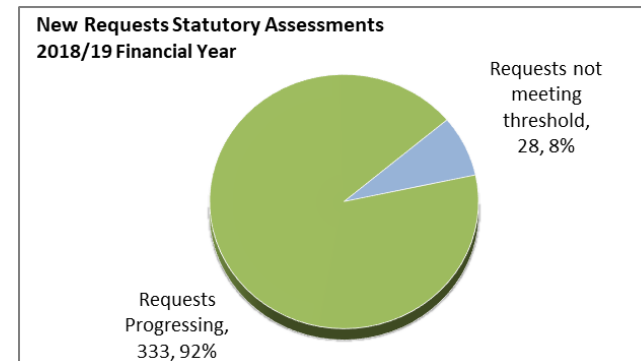
Requests for Statutory Assessments

The volume of requests for assessments continues to be high. There have been 361 new requests for statutory assessments in the Qtr1 period for the 2018-19 financial year, compared to 248 for the same period last year (2017-18). This represents a 46% increase in requests.

Of the new requests for the period 92% (333) are progressing compared to 89% (221) last year. This increase is mostly due to the ceasing of funded non- statutory plans and those pupils moving over to full Education Health and Care Plans.

The work rate of issuing plans within the 20 week national timeline still requires significant improvement. New staff started work in the SEN team on April 1st and this will start to make a visible difference to our work to support children and families. However due to the time it takes to complete an assessment (20 weeks) there will be a delay before the numbers completed within timescales is reflected in our data.

Note: the number of completions and numbers of plans in progress vary across quarters according to the timing of the processing of each request.



Data source: DCC 0-25 SEN Team, July 2018

2 Inclusion Not in Employment, Education or Training (NEET)

Overview for 16 and 17 year olds¹

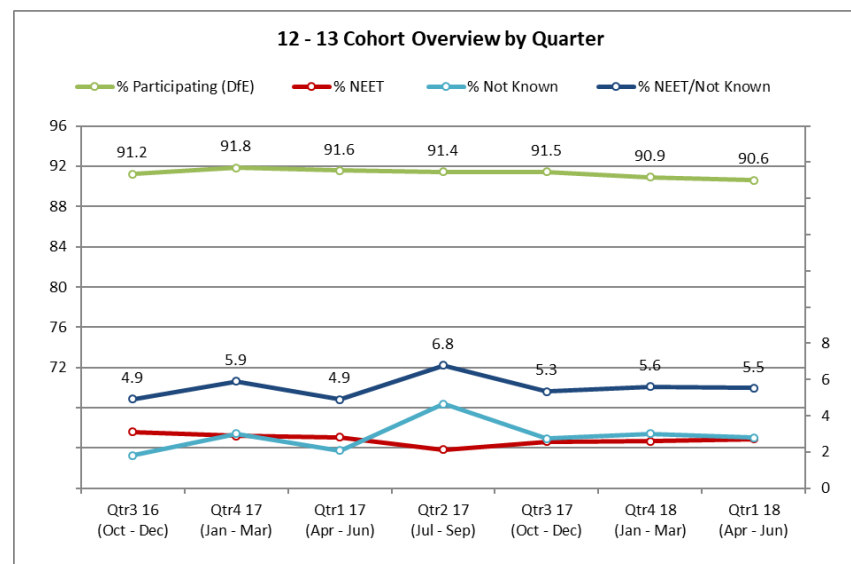
Latest information from Careers South West indicates that the percentage of NEET in Devon is slightly lower than the same period last year (2.7% compared to 2.8% in June 2017), whilst the Not Known rate is higher (2.8% compared to 2.1%).

The combined NEET / Not Known measure² for the overall cohort remains stable in the first quarter with a rate of 5.5%. However, the rate is slightly higher than the same period last year (4.9% in June 2017), which is due to the higher Not Known rate.

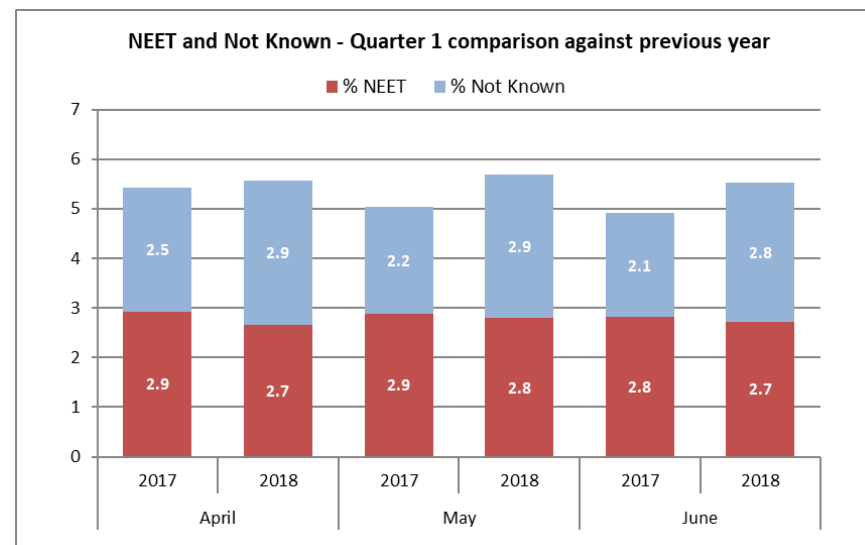
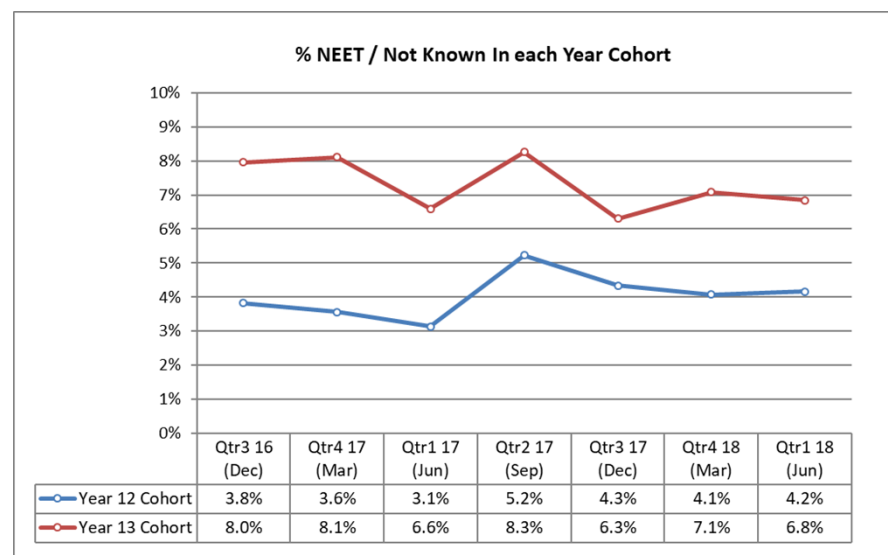
¹ data for years 12 and 13 are now regarded as targets by the DfE in line with the statutory duty on local authorities to track young people destinations

² previous focus was on separate measures, primarily NEET

When reviewed by cohorts, Year 12 has the lower NEET / Not Known rate with a rate of 4.2% in June 2018, slightly higher than the same period last year (3.1%). The NEET/Not Known rate for Year 13 is similar to the same period last year (6.8% in June 18 compared to 6.6% in June 2017).



Note: the peak in the NEET/Not Known rate is due to young people leaving education / training at the end of the academic year and obtaining confirmation of ongoing study/employment.



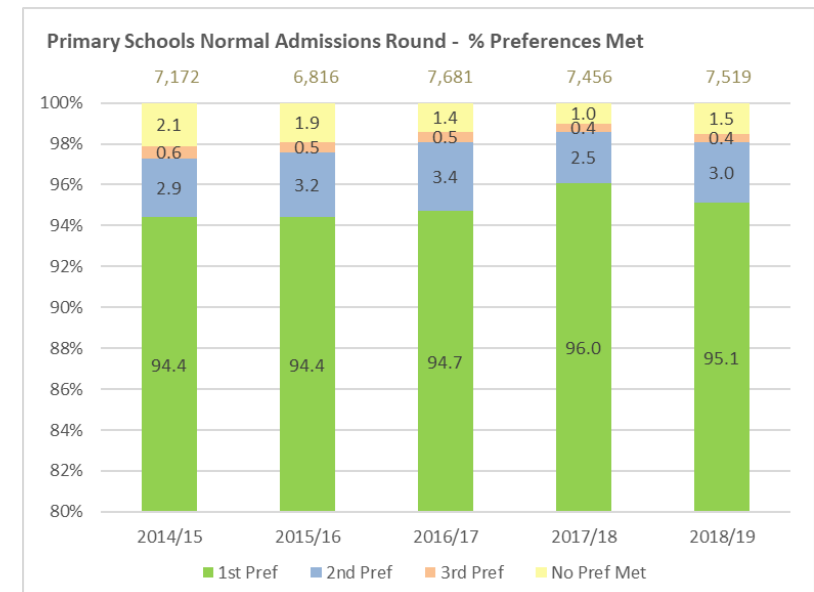
2 Inclusion School Admissions 2018/19

Devon Primary Schools Normal Admissions Round

Devon continues to perform well in the school admissions round. In primary schools 95% were offered a place at their first preferred school, whilst 98.5% were offered a place at one of their preferred options. This is in line with last year where 98.9% were offered a place at one of their preferred options.

Devon's performance continues to be significantly better than nationally. 95.1% were offered a place at their preferred school in Devon compared to 91% nationally¹. Devon is the second top performing LA in the South West for meeting primary school first preferences.

¹ DfE Secondary and primary school applications and offers: 2018

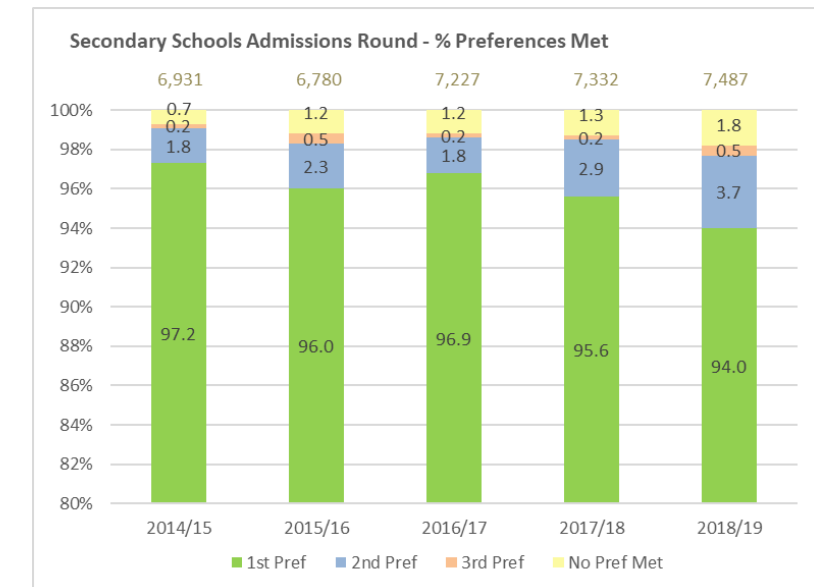


Devon Secondary Schools Normal Admissions Round

In Devon secondary schools, 94% offered a place at their first preferred and 98.1% were offered a place at one of their preferred options. This is close to last year where 98.7% were offered a place at one of their preferred options.

Devon's performance continues to be significantly better than nationally. 94% were offered a place at their preferred school compared to 82.1% nationally¹. Devon is the second top performing LA in the South West for meeting secondary school first preferences.

¹ DfE Secondary and primary school applications and offers: 2018



2 Inclusion 2016/17 Exclusion Rates

There is a **significant delay in the publication of National data for exclusion** so whilst the most recent comparative data is shown below steps have already been taken through the Devon inclusion project to address the significant rise which was seen last year. Initial analysis indicates that there has been no further rise in the 17/18 academic year. An update will be given on the inclusion project in November. A detailed annual exclusion report will also be provided then.

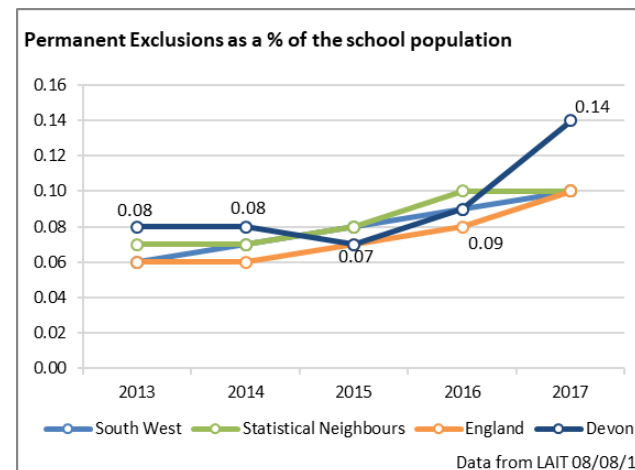
Permanent Exclusions 2016/17

Recently published national information indicates that Devon's Permanent Exclusions have risen from 0.09% of the pupil population to 0.14% in 2016/17. Devon's permanent exclusion rate is higher than the national and regional picture (0.10%).

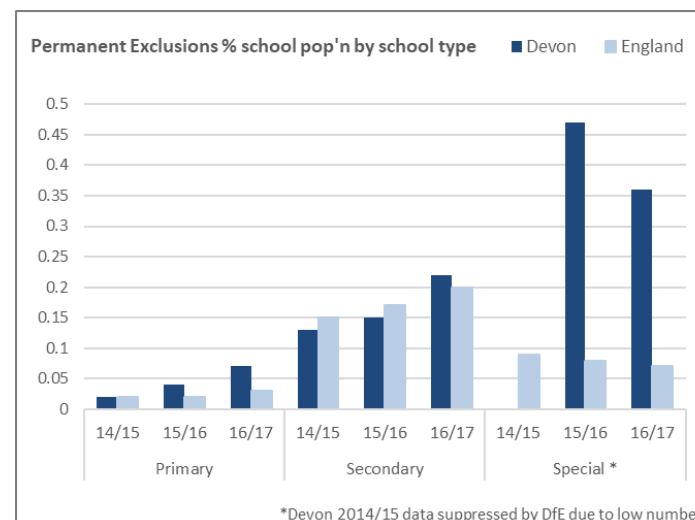
Permanent exclusions in Devon primary and secondary schools are slightly higher than nationally, 0.07% in Devon primary schools compared to 0.03% nationally and 0.22% in Devon secondary schools compared to 0.20% nationally.

Exclusions in Devon special schools have seen significant improvements (falling from 0.47% to 0.36% in 2016/17) but they continue to be well above the national picture (0.07%).

Note: Exclusion rates for different pupil cohorts will be included in the annual exclusions report.



Data Source: DfE LAIT, DfE SFR Permanent and fixed-period exclusions in England: 2016 to 2017, Underlying data



Data Source: DfE LAIT, DfE SFR Permanent and fixed-period exclusions in England: 2016 to 2017, Underlying data

2 Inclusion 2016/17 Exclusion Rates

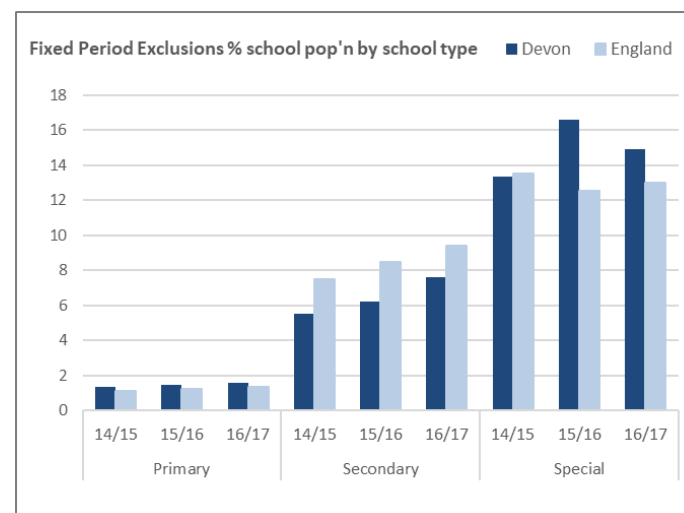
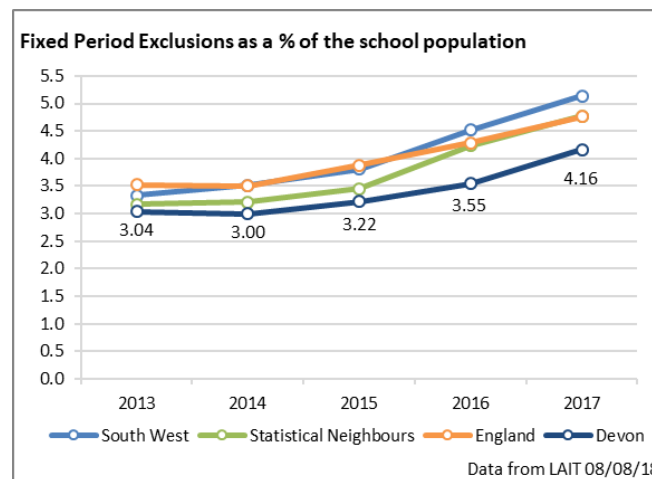
Fixed Period Exclusions 2016/17

Fixed period exclusions are also on the increase, both in Devon and nationally. Whilst Devon's exclusion rate has risen to 4.16% it continues to be significantly lower than both nationally and regionally (4.76% and 5.14% respectively).

Fixed period exclusions in Devon primary schools have risen slightly and continue to be higher than nationally (1.57% compared to 1.37% nationally). Exclusion rates in secondary schools have also risen but they continue to be significantly lower than nationally (7.63% compared to 9.4%).

Devon special schools have seen a significant improvement with rates falling from 16.59% to 14.91% but continue to be above the national picture (13.03%).

Note: Exclusion rates for different pupil cohorts will be included in the annual exclusions report.



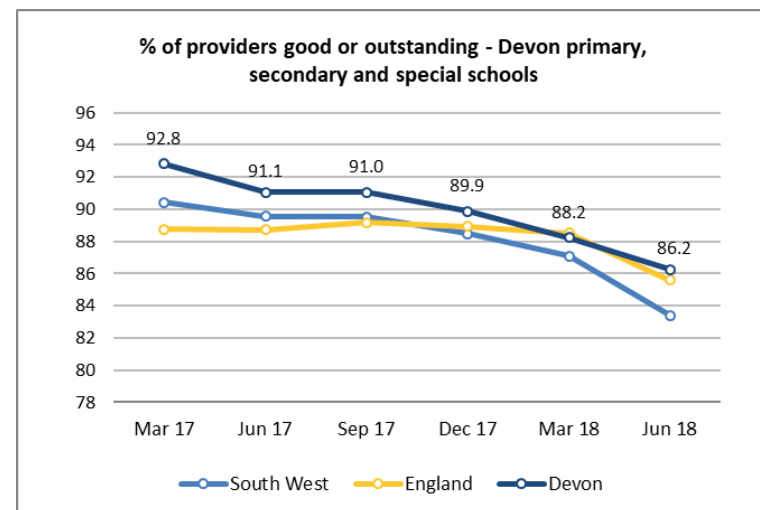
3 Quality Ofsted Outcomes

Devon Primary, Secondary and Special Schools

The overall percentage of Devon Primary, Secondary and Special Schools, judged by Ofsted as Good or Outstanding has fallen slightly in this last reporting period. However Devon continues to perform better than regionally and nationally with 86.2% of Devon schools currently good or outstanding (83.4% regionally, 85.6% nationally).

Data source: Monthly Management Information: Ofsted's school inspections outcomes, Management Information – Schools – 30th June 2018.

87.2% of Devon primary schools have been judged as good or outstanding, which is in line with the national average (87.2%). Devon Secondary schools are performing better than nationally with 78.6% judged as good or outstanding (compared to 75.8% nationally). There has been no change in the performance of Devon Maintained Special Schools as, at the time of writing, no school inspections had been published since the last reporting period.

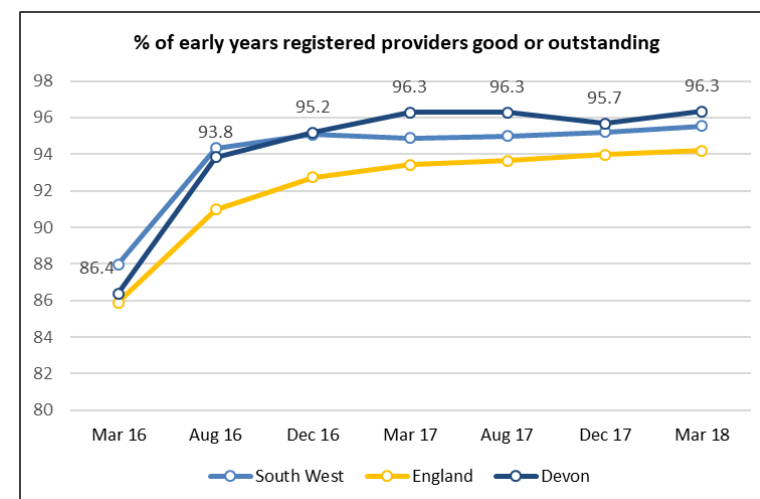


Data Source: DfE Monthly Management Information: Ofsted School Inspection Outcomes, 30 June 2018

Inspection of Early Years Registered Providers¹

Recently published national information indicates that Devon's performance has improved slightly with 96.3% of active Early Years registered providers in Devon judged as good or outstanding. Devon continues to perform better than both nationally (94.2%) and regionally (95.5%).

¹ The Early Years Register is for providers who care for children from birth to 31 August following their fifth birthday. Registration is compulsory for such providers and they must meet the requirements of the early years foundation stage (EYFS). Early Years registered providers are childminders, childcare on domestic premises and childcare on non-domestic premises.



Data Source: DfE Early Years Childcare Statistics: Childcare Providers and Inspections, published June 2018

3 Quality Ofsted Outcomes

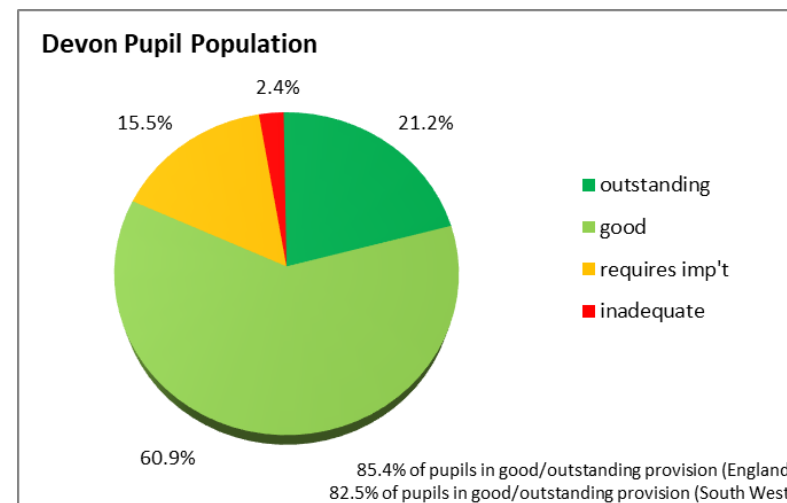
Devon Pupils in Primary, Secondary and Special Schools

82% (78,549) of Devon pupils¹ are attending schools that have been judged as Good or Outstanding. This is not as good as the national picture (85.4%) but is in line with the regional picture (82.5%).

79.3% (15,874) of disadvantaged children² in Devon are attending Good or Outstanding schools. These are pupils who are Free School Meal children, children currently in care, adopted from care or service children.

85.6% (2,252) of pupils with statements of special educational needs or education, health and care plans³ are attending Good or Outstanding Schools.

Note: no national benchmarks are available for disadvantaged children and children with SEN.



Data Source: DfE Monthly Management Information: Ofsted School Inspection Outcomes, 30 June 2018

¹ Ofsted MI Report uses Spring 2017 pupil cohorts

² Pupil Numbers from DfE Pupil Premium July 2017

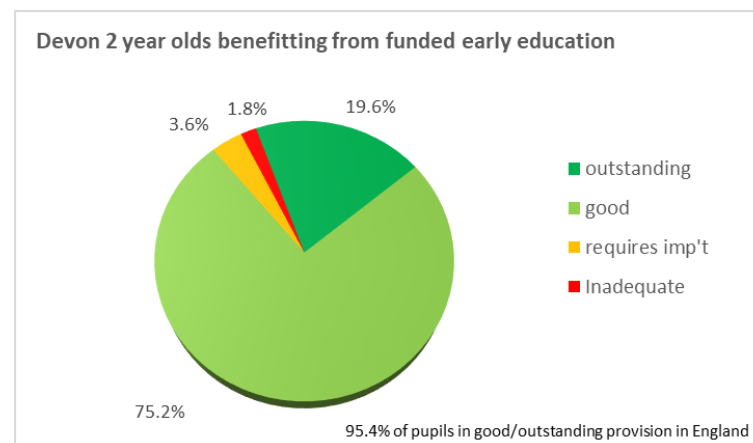
³ Pupil Numbers as at Spring Census 2018

3 Quality Ofsted Outcomes

Devon Early Years - 2 year olds

Recently published information indicates that 94.8% (1,507) of Devon two year olds benefitting from funded early education as at Jan 2018 are attending settings¹ that have been judged as Good or Outstanding. This is close to the national picture (95.4%).

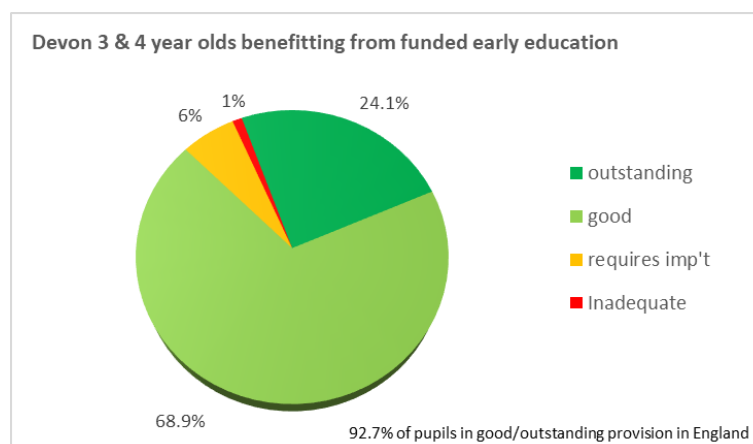
¹ private, voluntary and independent providers, and maintained nursery, primary, secondary and special schools



Devon Early Years - 3 and 4 year olds

92.9% (12,771) of Devon three and four year olds benefitting from universal funded early education as at Jan 2018 are attending settings¹ that have been judged as Good or Outstanding. This is also in line with the national picture (92.7%).

¹ private, voluntary and independent providers, and maintained nursery, primary, secondary and special schools



Data Source: DfE Education provision: children under 5 years of age, January 2018, published 28/06/18